

## Client Summary

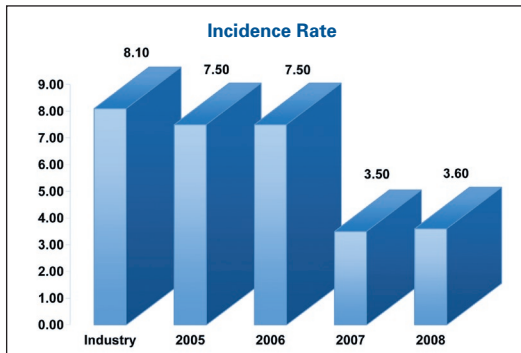
### North American Automobile Manufacturer

**Employees:** 3,000 production team members  
**Work type:** Assembly Line – Repetitive Activity  
**Plant opened:** New plant start-up

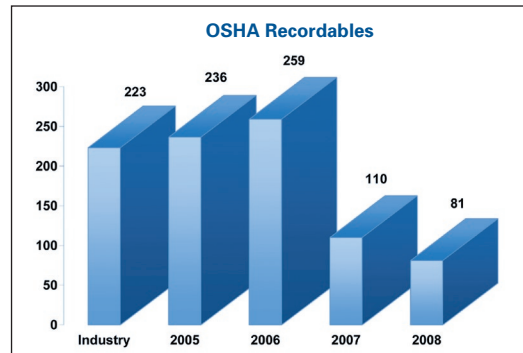
## Project Summary

BTE Technologies designed a Post Offer of Employment Testing (POET) program which was implemented in 2005 for all new hires. The test is designed to screen job candidates to ensure they have the capability to physically perform the essential job functions. All tests were administered by trained clinicians using the BTE ER system. For this particular employer, approximately one in four job candidates do not meet all required physical demands. In addition to reducing the incidence of injuries, the POET test results serve as a medical baseline for subsequent utility in expediting and managing return to work, and decreasing total claims costs.

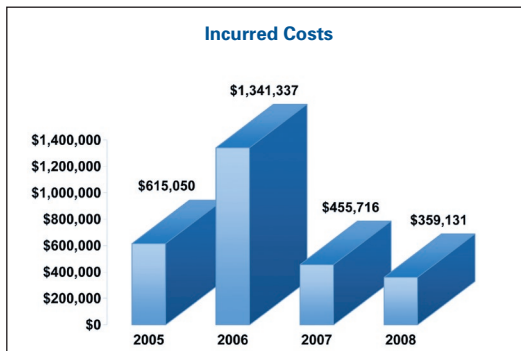
## Outcomes



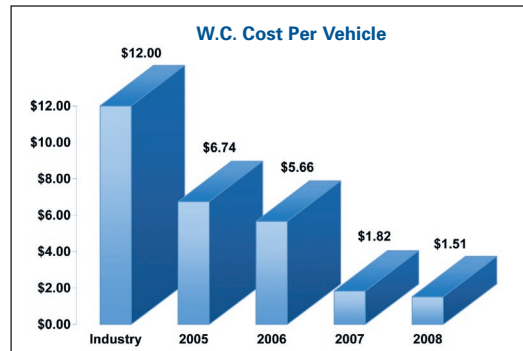
2008 Incidence Rate is 56.7% below industry average



2008 OSHA Recordables are 64% below industry average



2006 Costs include 2 extraordinary accident claims



2008 Cost Per Vehicle is 87% below industry average